

# Aluminum Span Scaffold

Access Tower System



**UPRIGHT**  
 **SCAFFOLD**  
**USA, LLC**



# Aluminum Span Scaffold

## Access Tower System

**Instant Span Scaffold is a lightweight aluminum mobile tower system that is quick and easy to assemble. Strong, durable and highly versatile, the Span Scaffold can be used as a simple free standing rolling tower or as part of a complete scaffold system.**

Span Scaffold is available in single-wide and double-wide and in lengths of 6ft, 8ft and 10ft. It features the **Rib-Grip** cold-formed joint design, which has been proved to be up to three times stronger than welded joints.

Used for general maintenance and construction everywhere, Instant Span Scaffold will keep on working, providing a high return on investment and giving the professional tradesman a reliable, and secure method of working.

Construction, Electrical, Dry Wall, Painting, Insulation, Alarm System Installation, Solar Panel Installation, Retail, Airports, Theatres, Stadiums, Churches, Hospitals, Commercial Buildings, Clean Room Maintenance, Manufacturing Plants & Schools and Power Generation Plants.



Meets all applicable OSHA and ANSI standards.

[Sales@uprightscaffoldusa.com](mailto:Sales@uprightscaffoldusa.com)


**UPRIGHT**  
**SCAFFOLD**  
**USA, LLC**





# Features of the Instant Span Scaffold

Sales@uprightsscaffoldusa.com



**1. Rib-Grip Cold-formed Joints**  
The Rib-Grip cold-formed joints give up to three times the strength of a conventional welded joint.

**2. Automatic Locking Brace Hooks & Heavy "Rhino-nose" Hooks**  
Hooks snap easily into locked position. An easy release catch design aids in disassembly. The large contact area adds rigidity. The Rhino-nose brace end adds strength and durability.

**3. Quick-Adjust Leg**  
Fully adjustable legs give up to 12 inches of height adjustment for quick and easy levelling. Once locked they cannot be accidentally released.

**4. End Frame Access**  
Access to the working platform is from the end frame or an optional walk-up stairway on double width towers. Rungs are fluted for better grip and increased slip-resistance.

**5. Lightweight and Portable**  
Span Scaffold can be transported easily fitting into elevators to work on any level.

**6. Span Towers are Highly Versatile**  
They can be adjusted easily to work over seating, then simply unlocked and rolled into the next position.



**7. Floor Loading**  
It's lightweight construction takes care of floor loading issues. The picture above demonstrates how the Span Scaffold can work on delicate stage flooring.




**Spandeck**  
Towers linked by Spandeck give a longer working platform area which can be moved as a unit by simply unlocking the casters.

## VX Base Units



**VX Base**  
The VX Base is a one-piece base section which folds out in seconds to provide a solid base for easy erection.

# Span Scaffold Systems - The most versatile working platforms




## VX Stairwell Scaffold

The Instant VX Stairwell Scaffold makes light work of overhead and wall access over stairways. The base unit simply folds out and is set up on the stairwell. Add the extensions, the platforms, the guardrails, toeboards and outriggers - no tools required!



## Snap-Out

One-piece expandable scaffold sections fit through man holes for working inside tanks, vessels and boilers and other limited access areas. Each section when folded is only 14 inches square.




## Spandeck Walkway and Bridging System

A lightweight aluminum bridging system spanning up to 30ft. Can be used to connect towers or provide complex staging systems and decks.




## Custom Solutions

The sky's the limit with Span Scaffold systems that can be customized to suit the application. Full engineering and design service available.



## Aviation Docking Systems

A combination of steel and aluminum aviation systems including modular staging, mobile steps and access platforms. Off the shelf aluminum aviation stands available for most aircraft.



## Zippy Folding Work Platform

The Zippy Work Platform is a lightweight quick-erect low-level maintenance platform. Simply fold it out, add the platform and you're ready to go!

For more info, visit [www.UpRightScaffoldUSA.com](http://www.UpRightScaffoldUSA.com) or email [sales@uprightsccaffoldusa.com](mailto:sales@uprightsccaffoldusa.com)

For safe use and assembly please refer to the manufacturer's assembly guide. Specifications are subject to change without notice. The photographs in this brochure are for promotional purposes only.

**UpRight Scaffold USA**

8221 Main Street

Laurel, MD 20724 USA

[www.UpRightScaffoldUSA.com](http://www.UpRightScaffoldUSA.com)

E: [Sales@uprightsccaffoldusa.com](mailto:Sales@uprightsccaffoldusa.com)

T: 855 872 8774

F: 602-391-2417

MANUFACTURED BY  
**INSTANT  
UPRIGHT**